

TM900 High Power. Enrich your farming.



TM900 High Power. Power at first sight.

TM900 High Power. The agricultural radial tire that has nothing to fear.

Co-designed with the main agricultural machine manufacturers, the TM900 High Power equips tractors from 250 to 400 hp at speeds of up to 65 km/h*. The TM900 High Power offers great traction, excellent self-cleaning capability, premium comfort and handling, minimum soil compaction and low fuel consumption.

(*) Where authorized by legislation in force in the country.




Printed on
recycled paper

Increased productivity, great savings in the field

Thanks to its advanced design and innovative features, the TM900 High Power ensures excellent traction capacity in the field, consistently reducing slippage on any kind of soil.

Ploughing tests show that Trelleborg tires, in equal conditions and sizes, perform better than competitors both in terms of slippage and working time per hectare.

PLOUGHING Time to plough (min./Ha)



WORST

The economical benefits related to the reduction of operation time result in significant fuel consumption savings. Extensive tests prove that Trelleborg tires, fitted to a 360 hp tractor, guarantee:

TIME TO PLOUGH 500 Ha (vs. average of the market)

up to **21**
hours saved



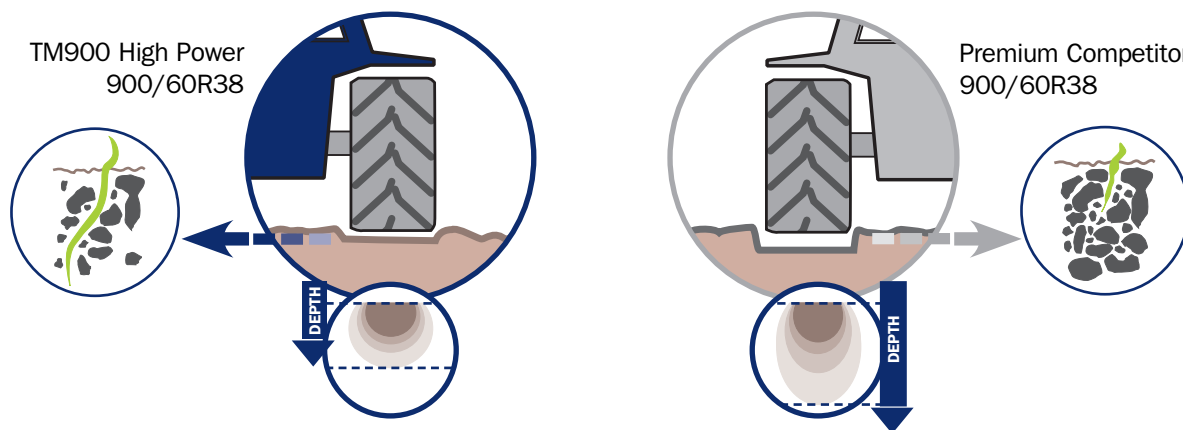
1,620 € saved

- Average working costs per hour = 75 €
- Including cost evaluation related to the tire wear performance

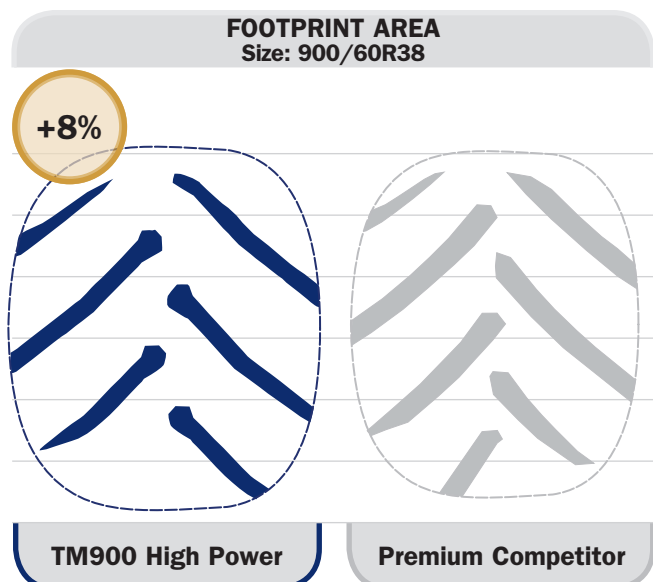
Sensitive to crop yield

Tests done have shown that TM900 High Power has a shallower footprint than its competitor which preserves the field. Very deep footprints cause excessive soil compaction preventing water from soaking in correctly.

In addition, deep ground compaction causes poor root development and disrupts the biological activity of the earth. TM900 High Power preserves the soil potential.



A larger footprint

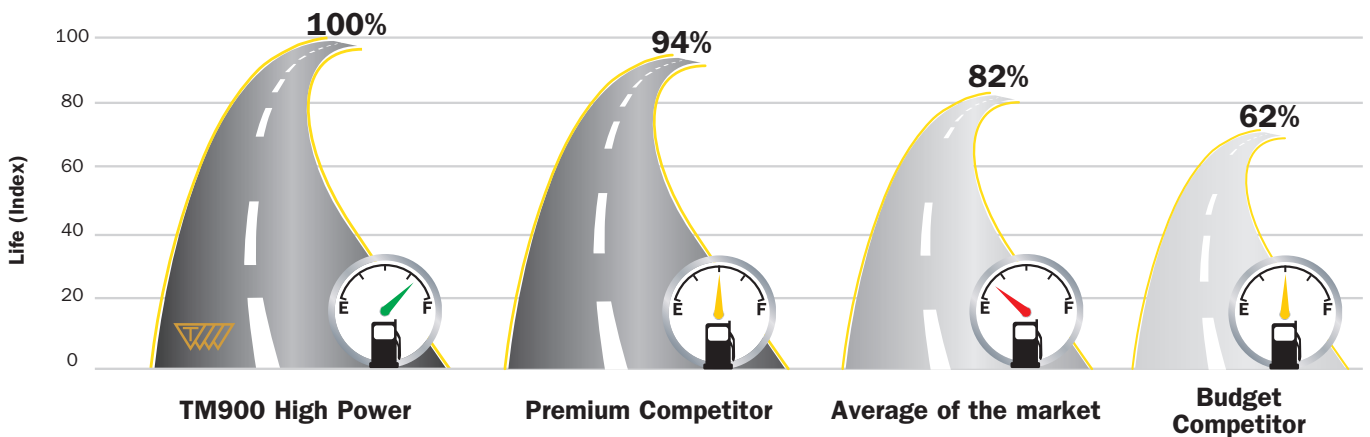


The large contact surface area to the ground provides even pressure distribution across the whole tread pattern, utilizing the high load capacity of TM900 High Power.

Test Conditions
Load rear tire: 4,650 kg
Inflation pressure: 0,6 bar

Increased efficiency, premium savings on the road

The advanced technology of TM900 High Power provides you with excellent comfort and handling, longlife and lower fuel consumption levels than competitors.



Test Conditions and Calculations
 50% road, 50% field
 Tractor: 360 hp
 Fuel cost: 0.65 €/lt
 Rear axle: Single fitment (2 tires)
 Reference sizes: 710/70R42 - 600/70R30

When reviewing whole tire life cycle cost, it will be found that Trelleborg TM900 High Power pays for itself quicker than other leading brands.




Your TM900 High Power uses 10% less fuel and lasts 900 hours more than the market average



On the road, save up to 1,370 € after 1,000 hours vs. the average of the market



Excellent self-cleaning

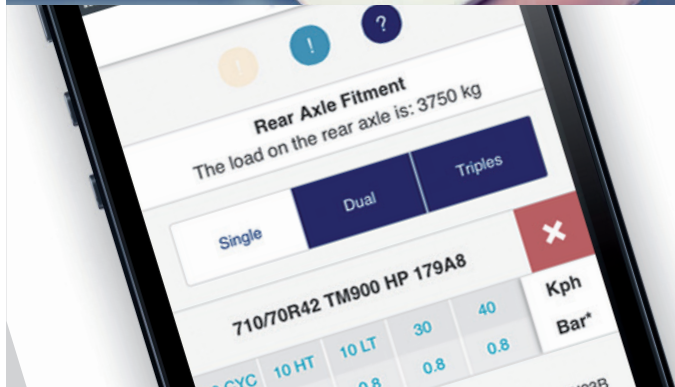

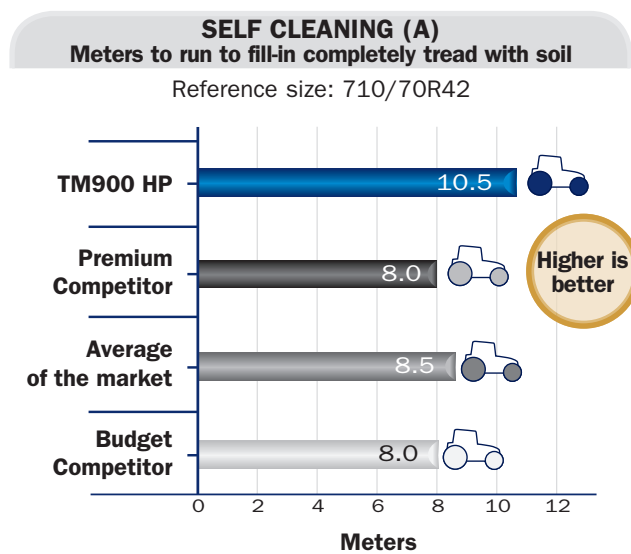


The tread's characteristic design, the hallmark all the tires in the TM range, gives Trelleborg TM900 High Power excellent self-cleaning performance.



Under the same operating conditions, compared to competitors, Trelleborg has two main advantages:

- higher traction capability under torque conditions (A)
- reduces road contamination (B)



Get the most out of your TM900 High Power and make your own saving simulation.

Download the **Trelleborg Load Calculator** and **Tire Efficiency** from App Store or Google Play.

Download for free on:



www.trelleborg.com/wheels/agri/apps

TM900 HIGH POWER

| SIZE | Tread Pattern | SW mm | OD mm | SLR mm | RC mm | SRI | Rim | Permitted Rims | Type |
|---------------------------------|-----------------------------------|-------|-------|--------|-------|------|-------|----------------|----------|
| 600/70R28 157D (154E) | TM900 High Power | 604 | 1551 | 699 | 4720 | 725 | DW18L | DW20B | TUBELESS |
| 600/70R30 158D (155E) | TM900 High Power | 605 | 1608 | 722 | 4820 | 750 | DW18L | DW20B | TUBELESS |
| 710/60R30 162D (159E) | TM900 High Power | 710 | 1590 | 720 | 4800 | 750 | DW23B | | TUBELESS |
| 600/70R34 160D (157E) | TM900 High Power | 600 | 1685 | 755 | 5105 | 800 | DW18L | DW20B - W18L | TUBELESS |
| 650/60R34 159D (156E) | TM900 High Power | 645 | 1650 | 750 | 4965 | 775 | DW20B | DW18L | TUBELESS |
| 710/55R34 164D (161E) | TM900 High Power | 712 | 1633 | 752 | 4970 | 775 | DW23B | | TUBELESS |
| 710/60R34 164D (161E) | TM900 High Power | 715 | 1700 | 775 | 5125 | 825 | DW23B | | TUBELESS |
| 650/75R38 169D (166E) | TM900 High Power | 676 | 1940 | 855 | 5840 | 925 | DW23B | | TUBELESS |
| 650/85R38 173D (170E) | TM900 High Power | 709 | 2070 | 910 | 6245 | 975 | DW23B | | TUBELESS |
| 800/70R38 178D (175E) | TM900 High Power | 810 | 2065 | 910 | 6205 | 975 | DW25B | DW27B | TUBELESS |
| 900/60R38 178D (175E) | TM900 High Power | 905 | 2040 | 915 | 6180 | 975 | DW28B | DW27B - DW30B | TUBELESS |
| 710/70R42 173D (170E) | TM900 High Power | 716 | 2061 | 910 | 6190 | 975 | DW23B | DW25B | TUBELESS |
| 710/70R42 173D (170E) | TM900 High Power Harvester | 732 | 2040 | 910 | 6190 | 975 | DW23B | DW25B | TUBELESS |
| 710/70R42* 179A8 | TM900 High Power | 725 | 2070 | 915 | 6280 | 975 | DW23B | DW25B | TUBELESS |
| 710/75R42 175D (172E) | TM900 High Power | 720 | 2140 | 945 | 6415 | 1025 | DW23B | | TUBELESS |
| 900/60R42 180D (177E) | TM900 High Power | 905 | 2140 | 960 | 6425 | 1025 | DW28B | DW27B - DW30B | TUBELESS |

* = For harvesting applications



TRELLEBORG

Trelleborg Wheel Systems Italia S.p.A.
Via Nazionale Tiburtina, 143 - 00010 Villa Adriana (RM) Italy
Phone: +39 0774 384701 - Fax: +39 0774 384702
www.trelleborg.com/wheels

