

TM1000 ProgressiveTraction[®] Enrich your farming



TM1000 ProgressiveTraction® Enrich your farming

In the decades to come, agriculture will be asked to feed the world's growing population while meeting a greater demand for renewable sources of energy. Within this context, Trelleborg continues to expand the product offering with new technologies, products and services aimed at increasing productivity while protecting our planet.

The TM1000 ProgressiveTraction® tire, engineered according to VF standards and equipped with the multi-award-winning ProgressiveTraction® technology, is an innovative tire solution which provides superior flotation, less stress on the soil and unbeatable traction. On the road, it guarantees low fuel consumption and emissions, premium handling and comfort while extending tire life.



**PREMIUM
TRACTION**



**LOW FUEL
CONSUMPTION**



**PREMIUM
COMFORT**



**EXCELLENT
HANDLING**



**MAXIMUM
FLOTATION**




**EXTENDED
TIRE LIFE**

The key features of ProgressiveTraction®



Dual anchor, better grip

The “double edge” increases the grip on the soil, improving traction while reducing slippage.



Reduced vibration, less fuel consumption

The wider base of the ProgressiveTraction® lug ensures higher resistance to lug vibrations reducing consumption and extending tire life.



Enhanced self cleaning, higher traction

The extra lug behaves as an additional terraces on the tread profile enhancing its great self cleaning capability and increasing efficiency of the lug.


Advanced technology for advanced farming




The new lug has been designed to increase the flotation performance while preserving the excellent traction capacity of TM1000 range.



The tread wings enlarge the tread width resulting in superior flotation and reduced soil compaction, boosting cost efficiency and productivity.



The new bead layout assures easier mountability without compromising the premium anti-slipping capacity of Trelleborg tires.




The new strong carcass absorbs the stresses transmitted during the different working operations without compromising the flexibility, essential to guarantee driving comfort at very low pressure.


Heavy work needs efficiency

The TM1000 ProgressiveTraction® benefits from VF construction designed to increase efficiency both in the field and on the road. In the field it ensures less soil compaction through its wider footprint area, while on the road, it reduces the number of trips due to its very high load capacity.

Up to -30%

lower pressure
@ same load







FIELD APPLICATION

Up to +40%

higher load
@ same pressure





ROAD APPLICATION

Compared to same size not in VF technology

Save time to enrich productivity

With its wide footprint and superior self-cleaning feature, Trelleborg tires assure outstanding traction.

Traction performance - Index *Higher is better*

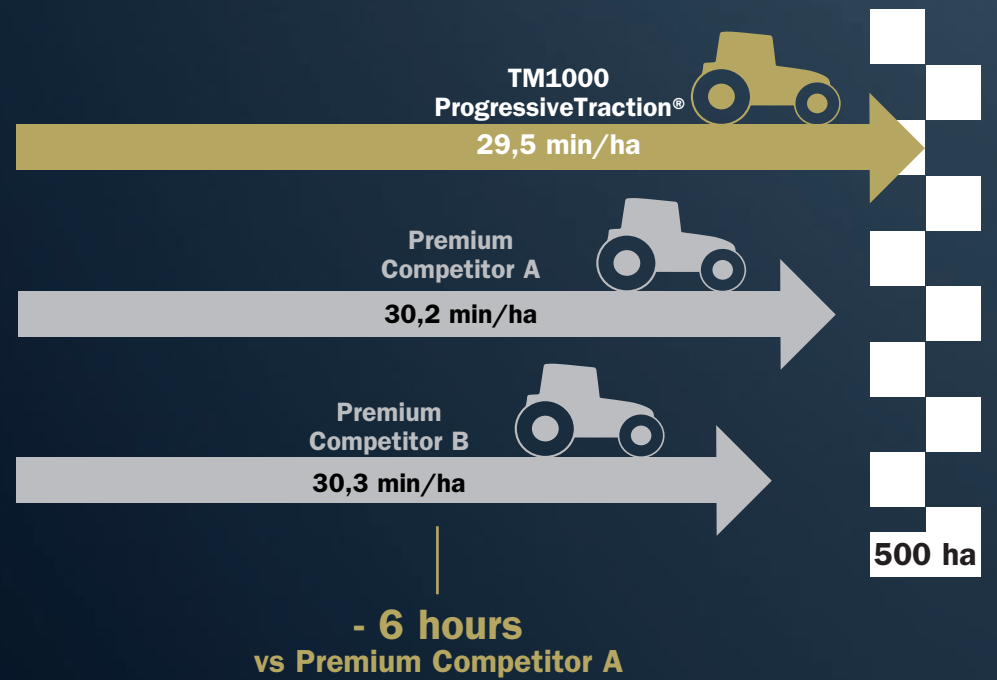


Slippage 8% - 15% - pre-worked heavy soil

High Torque

Reduced working time results in reduced operating cost and low fuel consumption. The TM1000 ProgressiveTraction® only uses 42,5 lt/ha compared to the 42,9 lt/ha of Premium Competitor A.

Time to plough 500 ha



High torque conditions – slippage 12%

Farming that saves the environment

Agricultural machinery plays an important role on the environmental sustainability assessments of the agricultural sector and a prominent part of its impact is due to fuel consumption and engine exhaust gases emissions. TM1000 ProgressiveTraction® on the field enhances fuel savings and reduced emissions combined with increased mileage.



Fuel consumption 500 ha - High torque *Lower is better*

TM1000
ProgressiveTraction®



100

Premium
Competitor A



103

Premium
Competitor B



103

- 3% fuel consumption
vs Premium Competitor A

Sizes VF 710/70R42 - VF 600/70R30

Lightness is our signature

TM1000 ProgressiveTraction® wide lug base surface reduces tire sinkage into the ground. The empowered sidewall flexibility leads to a wide footprint area resulting in low soil compaction.


Up to
+ 12,5%
wider footprint
vs Premium Competitor A



The contact pressure of TM1000 ProgressiveTraction® is lower on average than competitors when running ground operations. In addition, the Premium Competitor shows higher pressure peaks on the shoulder area which can leave lasting damage to soil porosity.

In addition, it outperforms Premium Competition which shows higher pressure peaks on the shoulder area which can leave lasting damage to soil porosity.

- 6%
ground pressure
vs Premium Competitor A



Premium Competitor A
Average 1.44 bar

TM1000 ProgressiveTraction®
Average 1.36 bar

Working the land never been so comfortable

TM1000 ProgressiveTraction® provides premium handling and safety performance. The low level of vibrations increases comfort, essential for your long and demanding farming operations.

Noise causes discomforts reducing both physical and mental performance. The best way for protecting from the harmful effects of the noise is to minimize it. Test results prove that TM1000 ProgressiveTraction® reduced noise levels compared to Premium Competitor A.

Handling *Higher is better*

100



TM1000
ProgressiveTraction®

76



Premium
Competitor A

Comfort *Higher is better*

100



TM1000
ProgressiveTraction®

71



Premium
Competitor A

Driver cabin – Straight track @ 40 km/h *Lower is better*




- 1,5%
vs Premium Competitor A

Tractor with triaxle tank

Sizes VF 710/70R42 – VF 600/70R30

TM1000 ProgressiveTraction® It's time for smart farming

Future farming will demand agricultural equipment to be smarter, more autonomous and always connected. Effectively, the TM1000 ProgressiveTraction® is designed to fit the latest smart and precision farming technology effectively, including new generations of CTIS (Central Tire Inflation Pressure) systems and pressure control tools.



Trelleborg TLC Plus guarantees your tire pressure always under control, so you can make the most out of your tires.



Discover more on
www.trelleborg.com/wheels/tlclplus

TM1000 ProgressiveTraction®

Size	Tread Pattern	SW mm	OD mm	SLR mm	RC mm	SRI	Rim	Permitted Rims	Type
VF 540/65R30 158D (155E)	TM1000 ProgressiveTraction®	540	1480	635	4450	700	W18L	DW18L - TW18L DW16L	Tubeless
VF 600/70R30 170D (167E)	TM1000 ProgressiveTraction®	615	1600	695	4785	750	DW21B	DW20B	Tubeless
VF 620/75R30 172D (169E)	TM1000 ProgressiveTraction®	640	1670	715	4945	800	DW23B	TW23B - DW21B DW20B	Tubeless
VF 420/85R34 154D	TM1000 ProgressiveTraction®	445	1585	670	4735	750	DW15L	DW14L	Tubeless
VF 650/60R34 168D (165E)	TM1000 ProgressiveTraction®	650	1670	740	4960	775	DW23B		Tubeless
VF 710/60R34 173D (170E)	TM1000 ProgressiveTraction®	710	1715	750	5125	825	DW25B	TW25 - DW23 NRO	Tubeless
VF 650/65R34 170D (167E)	TM1000 ProgressiveTraction®	660	1720	755	5085	825	DW23B		Tubeless
VF 650/65R38 172D (169E) Design Data	TM1000 ProgressiveTraction®	670	1830	800	5480	875	DW23B	DW21B - TW23B	Tubeless
VF 650/85R38 182D (179E) Design Data	TM1000 ProgressiveTraction®	680	2085		6225	975	DW23B	DW21B	Tubeless
VF 710/60R38 174D (171E) Design Data	TM1000 ProgressiveTraction®	710	1840			875	DW25B	TW25B	Tubeless
VF 800/70R38 184D	TM1000 ProgressiveTraction®	830	2078	860	6200	975	DW27B	DW25B	Tubeless
VF 650/65R42 174D (171E)	TM1000 ProgressiveTraction®	665	1935	845	5810	925	DW23B	DW20B - DW21B	Tubeless
VF 650/75R42 180D (177E)	TM1000 ProgressiveTraction®	670	2065	900	6160	975	DW23B		Tubeless
VF 650/85R42 183D (180E) Design Data	TM1000 ProgressiveTraction®	680	2175	955	6450	1025	DW23B	DW21B	Tubeless
VF 710/75R42 184D (181E)	TM1000 ProgressiveTraction®	740	2160	935	6400	1025	DW25B	DW23B	Tubeless
VF 710/70R42 182D (179E)	TM1000 ProgressiveTraction®	740	2070	900	6190	975	DW25B	DW23B	Tubeless
VF 900/60R42 189D (186E)	TM1000 ProgressiveTraction®	883	2150	910,5	6445	1025	DW30B	DW28B - TW30B	Tubeless
VF 380/85R46 162D (159E)	TM1000 ProgressiveTraction®	360	1825	830	5490	875	DW12	W12 - DW13 - W13	Tubeless
VF 750/75R46 189D (186E)	TM1000 ProgressiveTraction®	760	2285		6850	1125	DW25B		Tubeless
VF900/65R46 193D (190E) Design Data	TM1000 ProgressiveTraction®	890	2330			1165	DW30B		Tubeless
VF 480/80R50 166D	TM1000 ProgressiveTraction®	480	2050	905	6140	975	DW16L	DW15L	Tubeless
VF 480/95R54 180D (177E)	TM1000 ProgressiveTraction®	480	2295	1040	6865	1125	DW15L	TW15L	Tubeless





Discover our virtual showroom
virtualshowroom-wheels.trelleborg.com



Discover our website
trelleborg.com/wheels

Follow us



Trelleborg Wheel Systems Italia S.p.A.
Via Nazionale Tiburtina, 143 - 00010 Villa Adriana (RM) Italy
Phone: +39 0774 384701 - Fax: +39 0774 384702
www.trelleborg.com/wheels

