

R69™

RADIAL TIRE

LONGER LIFE. HIGHER OPERATING SPEEDS.

- *L-5S Load, Haul, Dump*

 **YOKOHAMA®**



R69™ RADIAL TIRE

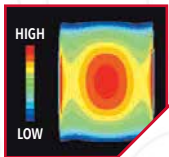
HIGHER SPEEDS, HEAVIER LOADS, LESS DOWNTIME.

Reduce downtime and increase operational efficiency with the all-new R69.™ Optimized TMPH is produced through a combination of unique compounds and an advanced radial construction, making this tire ideal for job sites where increased speeds and loads in long-haul operations are necessary.



Advanced Compounds

Improve durability by resisting heat build-up and fighting cuts and chips.



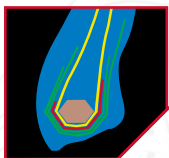
Durable Belt Package and Enhanced Compounds

Create extreme durability and a stable, square footprint to provide excellent cut resistance and deliver longer service life.



High-Angle Sidewall

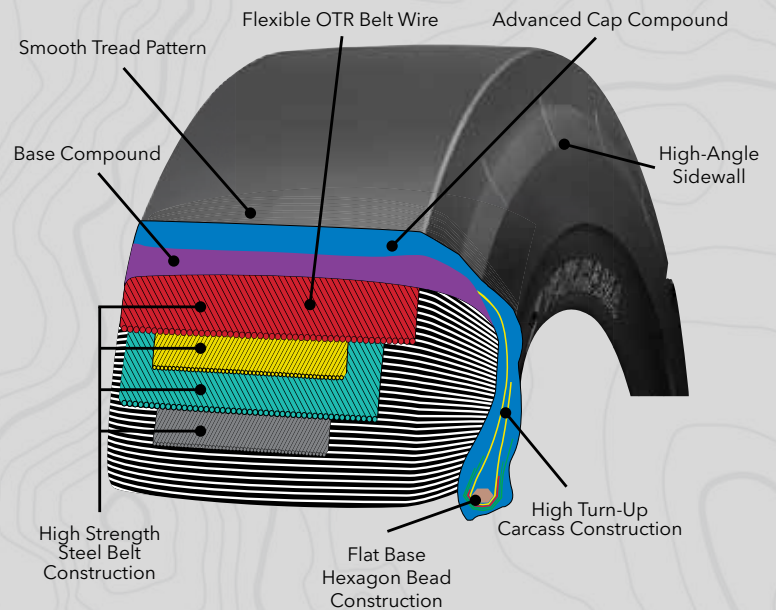
Increases thickness and decreases sidewall stress while providing added protection from obtrusions common to underground excavations.



High Tensile Strength Bead Cores

Create a stronger casing and more extensive rim contact area to lower bead stress and reduce the potential for slippage.

ENGINEERED FOR ENDURANCE.



R69 L-5S

Size	Part#	Compound	Star Mark	Groove Depth	Rim Size	Inflated Dimensions		Static Loaded Radius (in.)	Static Loaded Width (in.)	Ship Weight
						Overall Diameter (in.)	Overall Width (in.)			
18.00R25	46901	CPUG	**	107	13.00x25-2.5	65.9	19.7	29.9	22.5	1152